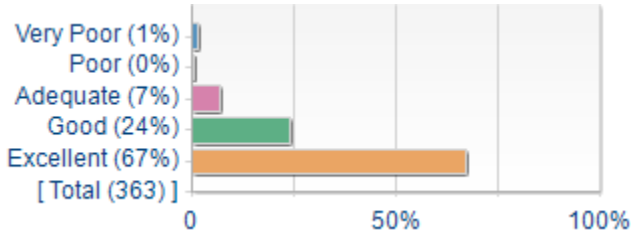




## I Instructor's Teaching - Students' Ratings on the Following Statements:

1. The instructor was prepared for course sessions




Statistics	Value
Response Count	363
Mean	4.56
Median	5.00
Standard Deviation	+/-0.75

2. The instructor's explanations of concepts were clear




Statistics	Value
Response Count	361
Mean	4.24
Median	4.00
Standard Deviation	+/-0.90

3. The instructor motivated you to learn in this course



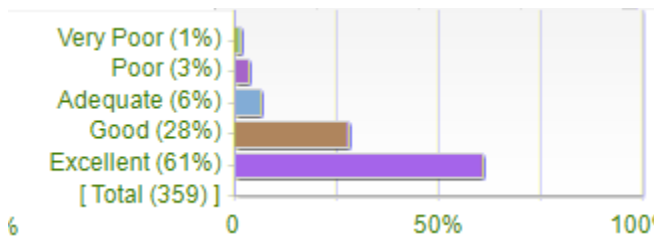
Statistics	Value
Response Count	363
Mean	4.11
Median	4.00
Standard Deviation	+/-1.04

4. The instructor was available to answer your questions or provide extra assistance as required




Statistics	Value
Response Count	363
Mean	4.48
Median	5.00
Standard Deviation	+/-0.78

5. The instructor ensured that your assignments and tests were returned within a reasonable time



Statistics	Value
Response Count	359
Mean	4.43
Median	5.00
Standard Deviation	+/-0.86

6. The instructor was helpful in providing feedback to you to improve your learning in this course

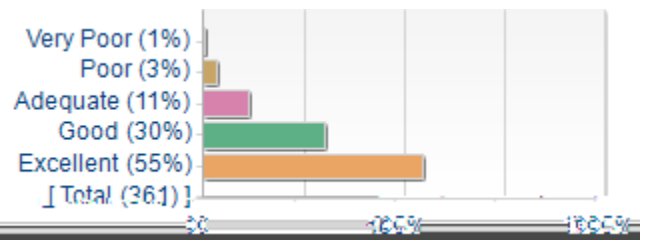
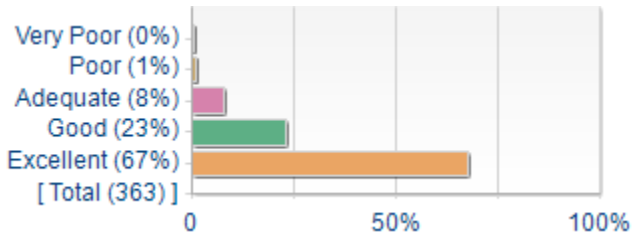


Statistics	Value
Response Count	363
Mean	4.31
Median	5.00
Standard Deviation	+/-0.92

7. The instructor demonstrated respect for students

8. Overall, the instructor was effective in this course

and their ideas

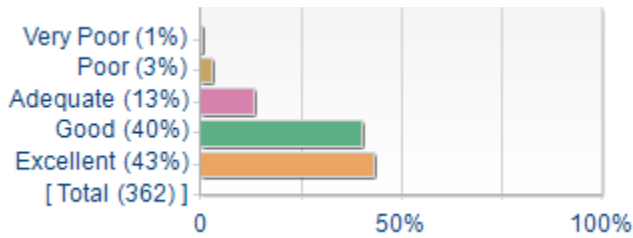


Statistics	Value
Response Count	363
Mean	4.56
Median	5.00
Standard Deviation	+/-0.71

Statistics	Value
Response Count	361
Mean	4.35
Median	5.00
Standard Deviation	+/-0.85

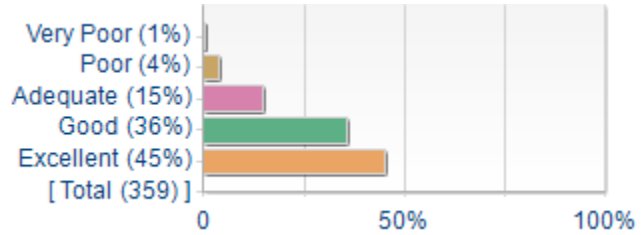
## II Course Design - Students' Ratings on the Following Statements:

1. The course structure, goals and requirements were clear



Statistics	Value
Response Count	362
Mean	4.23
Median	4.00
Standard Deviation	+/-0.82

2. The materials provided for learning the course content (e.g. handouts, posted material, lab manuals) were clear




Statistics	Value
Response Count	359
Mean	4.21
Median	4.00
Standard Deviation	+/-0.87

3. The assigned work helped your understanding of the course content



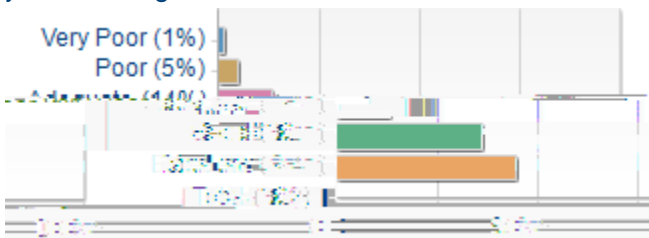
Statistics	Value
Response Count	361
Mean	4.17
Median	4.00
Standard Deviation	+/-0.91

4. The course provided opportunities for you to become engaged with the course material, for example through class discussions, group work, student presentations, on-line chat, or experiential learning



Statistics	Value
Response Count	362
Mean	4.26
Median	4.50
Standard Deviation	+/-0.93

5. The methods of assessment used to evaluate your learning in the course were fair



Statistics	Value
Response Count	362
Mean	4.18
Median	4.00

6. The course provided relevant skills and information (e.g. to other courses, your future career, or other contexts)



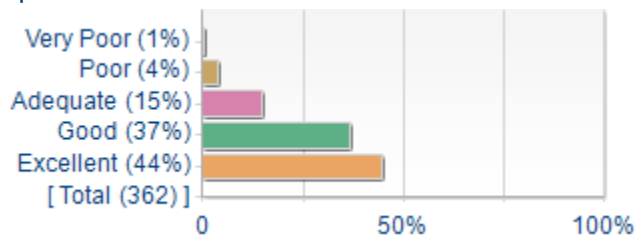
Statistics	Value
Response Count	359
Mean	4.33

CES Roll-up by Faculty Code Report (BU 201605)

Standard Deviation	+/-0.91
--------------------	---------

Median	5.00
Standard Deviation	+/-0.81

7. Overall, the course offered an effective learning experience



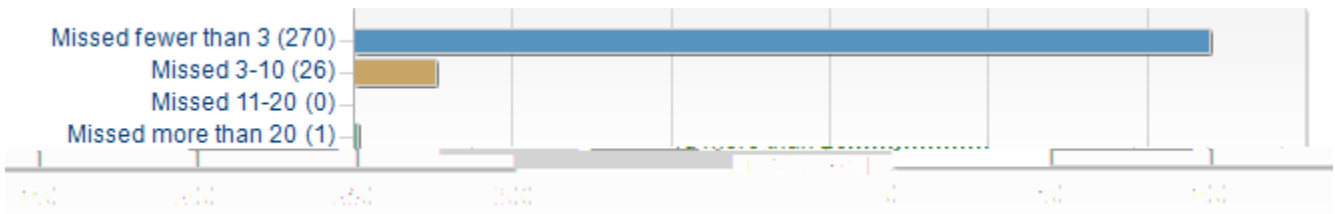
Statistics	Value
Response Count	362
Mean	4.21
Median	4.00
Standard Deviation	+/-0.86

### III Statements About The Students:

#### My primary reason for taking the course.



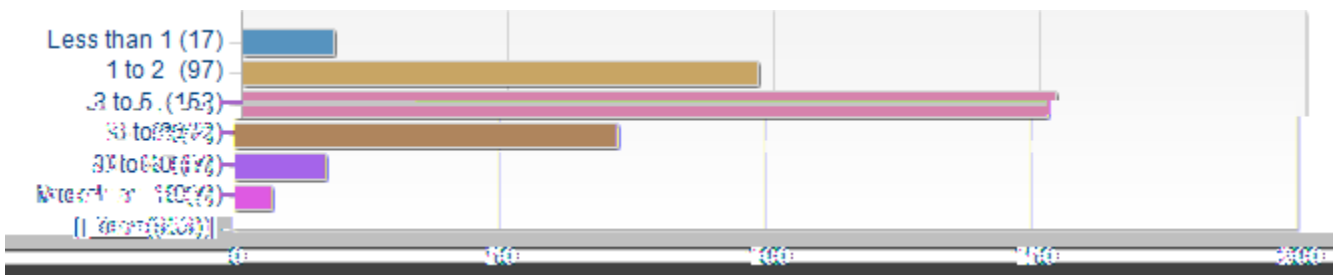
#### The approximate number of classes or labs that I did not attend



#### Relative to other courses I have taken at UVic, the workload in this course was



#### The approximate number of hours per week I spent studying for this course outside of class time:



#### As a result of my experience in this course, my interest in the material:

